

Template periodic disclosure for the financial products referred to in Article 8, paragraphs 1, 2 and 2a, of Regulation (EU) 2019/2088 and Article 6, first paragraph, of Regulation (EU) 2020/852

Product name: Rivertree Fd – Strategic Dynamic
Legal entity identifier: 222100K3GUC8SGHLM95

Environmental and/or social characteristics

Did this financial product have a sustainable investment objective?

Yes

It made **sustainable investments with an environmental objective**: ___%

in economic activities that qualify as environmentally sustainable under the EU Taxonomy

in economic activities that do not qualify as environmentally sustainable under the EU Taxonomy

It made **sustainable investments with a social objective**: ___%

No

It **promoted Environmental/Social (E/S) characteristics** and while it did not have as its objective a sustainable investment, it had a proportion of 39.03% of sustainable investments

with an environmental objective in economic activities that qualify as environmentally sustainable under the EU Taxonomy

with an environmental objective in economic activities that do not qualify as environmentally sustainable under the EU Taxonomy

with a social objective

It promoted E/S characteristics, but **did not make any sustainable investments**

Sustainable investment means an investment in an economic activity that contributes to an environmental or social objective, provided that the investment does not significantly harm any environmental or social objective and that the investee companies follow good governance practices.

The **EU Taxonomy** is a classification system laid down in Regulation (EU) 2020/852, establishing a list of **environmentally sustainable economic activities**. That Regulation does not include a list of socially sustainable economic activities. Sustainable investments with an environmental objective might be aligned with the Taxonomy or not.



To what extent were the environmental and/or social characteristics promoted by this financial product met?

The following environmental and social characteristics were promoted by the Sub-Fund during the reporting period:

- Adherence of investee companies to internationally recognised standards related to human rights, labour rights, the environment, and anti-corruption.
- Limiting the significant negative impact related to the use of controversial weapons.

To do this, the Sub-Fund applied the following binding elements as defined in the investment process:

1. For investments in a single asset class:
 - a. The exclusion criteria applied to all investments.
 - b. All investments in companies had to comply with the principles of the United

Nations Global Compact.

2. For investments in funds:

- a. They had to achieve a minimum score in the sustainability due diligence process in order to be invested by the Sub-Fund, based on the assessment of the five pillars of the sustainability due diligence process (intentionality, portfolio characteristics, research, active ownership and transparency).
- b. Funds were also required to have an active shareholding policy with respect to investments in companies, where possible and practicable, namely voting activities and engagement practices for shares, and engagement practices for corporate bonds.

● **How did the sustainability indicators perform?**

The Sub-Fund used the following sustainability indicators to measure the attainment of each environmental or social characteristic promoted by the Sub-Fund:

- Adherence of investee companies to the United Nations Global Compact: 81.83% (0.05% did not meet the criteria for this sustainable indicator and for 18.12% there was no relevant data to measure this indicator because of the nature of the investment, such as sovereign bonds and cash or absence of data).
- Involvement of investee companies in controversial weapons: 0.19% (For 18.12% there was no relevant data to measure this indicator because of the nature of the investment, such as sovereign bonds and cash or absence of data).

These sustainability indicators were measured as a percentage of investments of the Sub-Fund. They have not been subject to assurance provided by an external auditor or reviewed by a third party. The above information are based on the Sub-Fund's investments as of 31 December 2023. At the time of creation of this document, it was not known whether this information should be calculated based on the holdings at the end of the reference period only or on multiple dates of the period. Depending on any future regulatory guidance, more measurement dates may be used for calculations in the reporting of subsequent reference periods.

● **...and compared to previous periods?**

<i>Sustainability indicator</i>	<i>2022</i>	<i>2023</i>
Adherence of investee companies to the United Nations Global Compact	78.32 %	81.83 %
Involvement of investee companies in controversial weapons	0 %	0.19 %

● **What were the objectives of the sustainable investments that the financial product partially made and how did the sustainable investment contribute to such objectives?**

The objective of the sustainable investments made by the Sub-Fund was to contribute to the transition to a more sustainable economy by investing in issuers or projects whose substantial economic activities contributed to that transition,

Sustainability indicators measure how the environmental or social characteristics promoted by the financial product are attained.

without doing significant harm in other areas. This contribution of 39.03% may be linked to various environmental and social objectives including, but not limited to, at least one of the following areas:

- Climate change mitigation (Environmental)
- Climate change adaptation (Environmental)
- Healthy ecosystems (Environmental)
- Resource protection (Environmental)
- Providing access to basic needs (Social)
- Developing human capital (Social)

It was not possible to provide a split of this contribution among these objectives.

The objectives Climate change mitigation and Climate Change adaptation in the list above correspond with the first two environmental objectives of the EU Taxonomy.

● ***How did the sustainable investments that the financial product partially made not cause significant harm to any environmental or social sustainable investment objective?***

Single line investments needed to meet the criteria related to significant harm in order to qualify as a sustainable investment. These criteria were: meeting specific thresholds related to adverse impacts and operating in line with the OECD Guidelines for Multinational Enterprises and the UN Guiding Principles on Business and Human Rights.

Where sustainable investments were made via funds, these funds needed to have policies in place related to their own research and investment process to ensure there is no significant harm, at least by considering adverse impacts and by such investments being aligned with the OECD Guidelines for Multinational Enterprises and the UN Guiding Principles on Business and Human Rights.

___ ***How were the indicators for adverse impacts on sustainability factors taken into account?***

For single line sustainable investments, the indicators for adverse impacts on sustainability factors were taken into account to ensure sustainable investments did not cause significant harm to any environmental and social objectives. Specific thresholds were set for corporate Principal Adverse Impacts (PAIs) (from Annex I of the SFDR Delegated Regulation (EU) 2022/1288) that were considered relevant to assess significant harm, and for which sufficient robust data or proxies were available. Investments stayed below these thresholds and therefore did not cause no significant harm.

Where sustainable investments were made via funds, these funds needed to have a formal commitment to considering adverse impacts as part of their research and investment process related to sustainable investments, and had to have policies for this.

___ ***Were sustainable investments aligned with the OECD Guidelines for Multinational Enterprises and the UN Guiding Principles on Business and Human Rights? Details:***

Principal adverse impacts are the most significant negative impacts of investment decisions on sustainability factors relating to environmental, social and employee matters, respect for human rights, anti-corruption and anti-bribery matters.

The sustainable investments were aligned with the OECD Guidelines for Multinational Enterprises and the UN Guiding Principles on Business and Human Rights.

For single line investments, to ensure alignment with the UN Guiding Principles and OECD Guidelines, research of a specialised external research provider was used. This research provides an opinion on whether a company is violating or at risk of violating one or more of the UN Global Compact principles and the related chapters in the OECD Guidelines and related UN Guiding Principles on Business and Human Rights. When a company was assessed to be in violation, this was considered as significant harm and such investments were therefore not considered sustainable investments.

Where the Sub-Fund has invested in other funds, such funds were expected to structurally consider and apply the abovementioned guidelines in the investment process, in any case for those investments that the fund considered to be sustainable investments.

The EU Taxonomy sets out a “do not significant harm” principle by which Taxonomy-aligned investments should not significantly harm EU Taxonomy objectives and is accompanied by specific Union criteria.

The “do no significant harm” principle applies only to those investments underlying the financial product that take into account the EU criteria for environmentally sustainable economic activities. The investments underlying the remaining portion of this financial product do not take into account the EU criteria for environmentally sustainable economic activities.

Any other sustainable investments must also not significantly harm any environmental or social objectives.



How did this financial product consider principal adverse impacts on sustainability factors?

The Sub-Fund considered the principal adverse impacts on sustainability factors via a combination of methods. Through the Sub-Fund’s exclusions a range of adverse impacts were avoided in advance by the Sub-Fund as the exclusion criteria relate to areas for which the adverse impacts are deemed too high to be suitable for investment by this Sub-Fund.

Furthermore, for investments that the Sub-Fund did make, the Sub-Fund had further mitigated adverse impacts via structured engagements with issuers (where possible and feasible), and voting (where possible and feasible).

Finally, where the Sub-Fund has invested in funds, these were funds that, where possible and feasible, had a formal policy on how they address principal adverse impacts on sustainability factors.

While all indicators referred to in Table 1 of Annex I of the Regulatory Technical Standards (RTS) of the regulation are directly or indirectly influenced through the different methods and criteria that Kredietrust applies, the indicators that are most explicitly embedded in the KTL Responsible Investment Policy are:

- PAI indicator 4 (companies active in the fossil fuel sector) through the exclusion of single lines related to companies that derive more than 10% of revenue from thermal coal extraction or power generation.
- PAI indicator 10 (violations of UN Global Compact principles and Organisation for Economic Cooperation and Development (OECD) Guidelines for Multinational Enterprises) through the exclusion of single lines related to companies that are considered to be in violation thereof. Kredietrust's engagements also give attention to the companies that are deemed to be in violation.
- PAI 14 (involvement in controversial weapons) through the exclusion of single lines related to company involvement in controversial weapons.

Please refer to KTL Responsible Investment policy and Active ownership policy for more information.

For more information on how the Sub-Fund has managed negative impacts via voting and engagement, please refer to [Quintet's](#) Active Ownership Report.

Kredietrust is a subsidiary of Quintet Private Bank S.A



What were the top investments of this financial product?

Largest investments	Sector	% Assets	Country
AMUNDI IDX SOL. MSCI USA ESG	Multiple Sectors	5,8%	Luxembourg
ROBECO US CLIMATE BETA EQUITIES	Multiple Sectors	5,0%	Luxembourg
GOLDMAN SACHS EM ENHANCED	Multiple Sectors	3,0%	Luxembourg
INVESCO TREASURY BONDS	Not applicable	3,0%	Ireland
PIMCO Soc Resp Em Mks Bond	Multiple Sectors	3,0%	Ireland
UBS MSCI EM EQUITIES SRI	Multiple Sectors	3,0%	Luxembourg
ISHARES MSCI EM SRI	Multiple Sectors	2,8%	Ireland
BNP PARIBAS EASY MSCI JAPAN ESG	Multiple Sectors	2,8%	Luxembourg
ISHARES MSCI USA SRI	Multiple Sectors	2,5%	Ireland
HANETF ETC SECURITIES	Not applicable	2,3%	Ireland
COMGEST GROWTH JAPAN	Multiple Sectors	2,2%	Ireland
ISHARES USD DEV. BANK BONDS	Not applicable	2,0%	Ireland
ISHARES EUR CORP BD ESG	Multiple Sectors	2,0%	Ireland
UBS SUSTAINABLE DEV BK BONDS	Not applicable	2,0%	Luxembourg
ISHARES MSCI USA MIN VOL. ESG	Multiple Sectors	2,0%	Ireland

The list includes the investments constituting the **greatest** proportion of investments of the financial product during the reference period which is: 01 January – 31 December 2023

The information in the table above is based on average data calculated on the basis of the Sub-Fund's positions at the end of each quarter of 2023.



What was the proportion of sustainability-related investments?

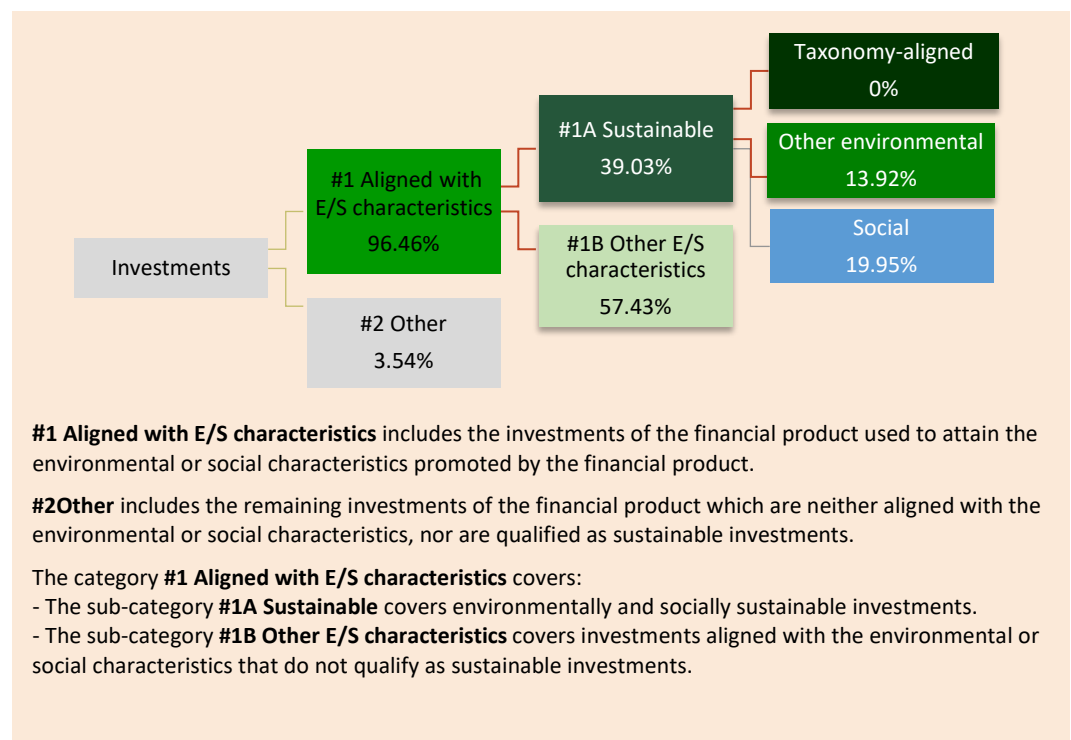
The proportion of sustainability-related investments of the Sub-Fund was 39.03% (compared to 31.40% in 2022).

Where investments were made in funds, the percentages of sustainable investments and its subcategories, "Taxonomy-aligned", "Other environmental" and "Social" disclosed by these funds were used in the calculations. Where such disclosures were not yet available at the time this document was created, the minimum commitment that these funds disclosed in their pre-contractual disclosures was used as a conservative estimation to calculate the Sub-Fund's asset allocation percentages. Where funds did not disclose any minimum commitments a percentage of 0 was assumed for the respective categories. Since for some funds the only information available was on the percentage of overall sustainable investments but not on its sub-categories, the sum of the sub-categories is lower than the percentage of overall sustainable investments.

The information in this section is based on the Sub-Fund's investments, measured at their Net Asset Value in euros, as at 31 December 2023. At the time of creation of this document, it was not known whether this information should be calculated based on the holdings at the end of the reference period only or on multiple dates of the period. Depending on any future regulatory guidance, more measurement dates may be used for calculations in the reporting of subsequent reference periods.

● **What was the asset allocation?**

96.46% (compared to 90.88% in 2022) of investments were aligned with the environmental and social characteristics of the Sub-Fund. The remaining portion of investments were related to ancillary cash. They also included funds held for diversification purposes (including ETCs and ETFs) that were not aligned with the environmental and social characteristics of the Sub-Fund.



● *In which economic sectors were the investments made ?*

Sector	Sub-sector	% Assets
Countries and governments	Central Countries and Governments	2,97%
Cyclical consumer goods	Apparel and Accessories	0,49%
Cyclical consumer goods	Auto and Truck Manufacturers	0,35%
Cyclical consumer goods	Broadcasting	0,35%
Cyclical consumer goods	Department Stores	1,18%
Cyclical consumer goods	Entertainment Production	0,17%
Cyclical consumer goods	Footwear	0,42%
Cyclical consumer goods	Home Improvement Products and Services Retailers	0,41%
Cyclical consumer goods	Household Electronics	1,48%
Cyclical consumer goods	Restaurants and Bars	0,42%
Cyclical consumer goods	Tires and Rubber Products	0,21%
Energy	Integrated Oil and Gas	0,13%
Energy	Oil and Gas Exploration and Production	0,52%
Financials	Banks	1,03%
Financials	Financial and Commodity Market Operators and Service Providers	0,77%
Financials	Life and Health Insurance	0,09%
Financials	Multiline Insurance and Brokers	0,14%
Financials	Property and Casualty Insurance	0,10%
Healthcare	Advanced Medical Equipment	1,30%
Healthcare	Biotechnology and Medical Research	0,07%
Healthcare	Managed Healthcare	0,83%
Healthcare	Medical Equipment Supplies and Distribution	0,38%
Healthcare	Pharmaceuticals	1,61%
Industrials	Business Support Services	0,29%
Industrials	Construction Supplies and Fixtures	0,29%
Industrials	Electrical Components and Equipment	1,56%
Industrials	Environmental Services and Equipment	0,29%
Industrials	Heavy Electrical Equipment	0,38%
Industrials	Industrial Machinery and Equipment	0,33%
Investments funds	Collective Investments	69,97%
Non-cyclical consumer goods	Consumer goods conglomerates	0,69%
Non-cyclical consumer goods	Food Processing	0,17%
Non-cyclical consumer goods	Food Retail and Distribution	0,17%
Non-cyclical consumer goods	Personal Products	1,12%
Raw materials	Commodity Chemicals	0,56%
Raw materials	Specialty Chemicals	0,59%
Real estate	Commercial REITs	0,32%
Technologies	Electronic Equipment and Parts	0,09%
Technologies	Online Services	2,17%
Technologies	Semiconductor Equipment and Testing	0,39%
Technologies	Semiconductors	2,04%
Technologies	Software	2,91%
Utilities	Multiline Utilities	0,25%
Countries and governments	Central Countries and Governments	2,97%
Cyclical consumer goods	Apparel and Accessories	0,49%
Cyclical consumer goods	Auto and Truck Manufacturers	0,35%
Cyclical consumer goods	Broadcasting	0,35%
Cyclical consumer goods	Department Stores	1,18%
Cyclical consumer goods	Entertainment Production	0,17%
Cyclical consumer goods	Footwear	0,42%
Cyclical consumer goods	Home Improvement Products and Services Retailers	0,41%
Cyclical consumer goods	Household Electronics	1,48%
Cyclical consumer goods	Restaurants and Bars	0,42%
Cyclical consumer goods	Tires and Rubber Products	0,21%
Energy	Integrated Oil and Gas	0,13%
Energy	Oil and Gas Exploration and Production	0,52%
Financials	Banks	1,03%
Financials	Financial and Commodity Market Operators and Service Providers	0,77%

Financials	Life and Health Insurance	0,09%
Financials	Multiline Insurance and Brokers	0,14%
Financials	Property and Casualty Insurance	0,10%
Healthcare	Advanced Medical Equipment	1,30%
Healthcare	Biotechnology and Medical Research	0,07%
Healthcare	Managed Healthcare	0,83%
Healthcare	Medical Equipment Supplies and Distribution	0,38%
Healthcare	Pharmaceuticals	1,61%
Industrials	Business Support Services	0,29%
Industrials	Construction Supplies and Fixtures	0,29%
Industrials	Electrical Components and Equipment	1,56%
Industrials	Environmental Services and Equipment	0,29%
Industrials	Heavy Electrical Equipment	0,38%
Industrials	Industrial Machinery and Equipment	0,33%
Investments funds	Collective Investments	69,97%
Non-cyclical consumer goods	Consumer goods conglomerates	0,69%
Non-cyclical consumer goods	Food Processing	0,17%
Non-cyclical consumer goods	Food Retail and Distribution	0,17%
Non-cyclical consumer goods	Personal Products	1,12%
Raw materials	Commodity Chemicals	0,56%
Raw materials	Specialty Chemicals	0,59%
Real estate	Commercial REITs	0,32%
Technologies	Electronic Equipment and Parts	0,09%
Technologies	Online Services	2,17%
Technologies	Semiconductor Equipment and Testing	0,39%
Technologies	Semiconductors	2,04%
Technologies	Software	2,91%
Utilities	Multiline Utilities	0,25%

For the following exposures, economic sectors were not applicable and therefore not included in the table above: cash for 0.01%. The information in this section is based on the Sub-Fund's investments as at 31 December 2023.



To what extent were the sustainable investments with an environmental objective aligned with the EU Taxonomy?

The proportion of investments of the whole Sub-Fund in economic activities aligned with the EU taxonomy regulation was 0%. The proportion of investments for each of the environmental objectives defined in the EU taxonomy was as follows:

- (a) climate change mitigation: 0%
- (b) climate change adaptation: 0%

Figures below 0.50% have been rounded to 0%.

For the following EU Taxonomy objectives the technical screening criteria for determining whether an economic activity contributes substantially to these objectives have not yet been adopted by the European Commission. The Sub-Fund was therefore not able to assess whether any investments had been made that were aligned with these objectives:

- (c) the sustainable use and protection of water and marine resources
- (d) the transition to a circular economy
- (e) pollution prevention and control
- (f) the protection and restoration of biodiversity and ecosystems

The disclosed figures, in line with the regulatory guidelines, mean that the Sub-Fund has not been able to collect reliable and complete information about the proportion of

To comply with the EU Taxonomy, the criteria for **fossil gas** include limitations on emissions and switching to fully renewable power or low-carbon fuels by the end of 2035. For **nuclear energy**, the criteria include comprehensive safety and waste management rules.

Enabling activities directly enable other activities to make a substantial contribution to an environmental objective.

Transitional activities are activities for which low-carbon alternatives are not yet available and among others have greenhouse gas emission levels corresponding to the best performance.

taxonomy alignment of the investee companies. Quintet decided not to rely in its disclosures of taxonomy alignment on equivalent information based on complementary assessments and estimates. This is because at this moment in time, a significant degree of estimation would be needed, which would hamper the objective of producing a prudent outcome of such equivalent information.

Furthermore, these figures do not consider any taxonomy alignment information disclosed by funds that the Sub-Fund invested in, as the Sub-Fund is not able to determine at this point in time if such disclosures meet the regulatory equivalent information requirements.

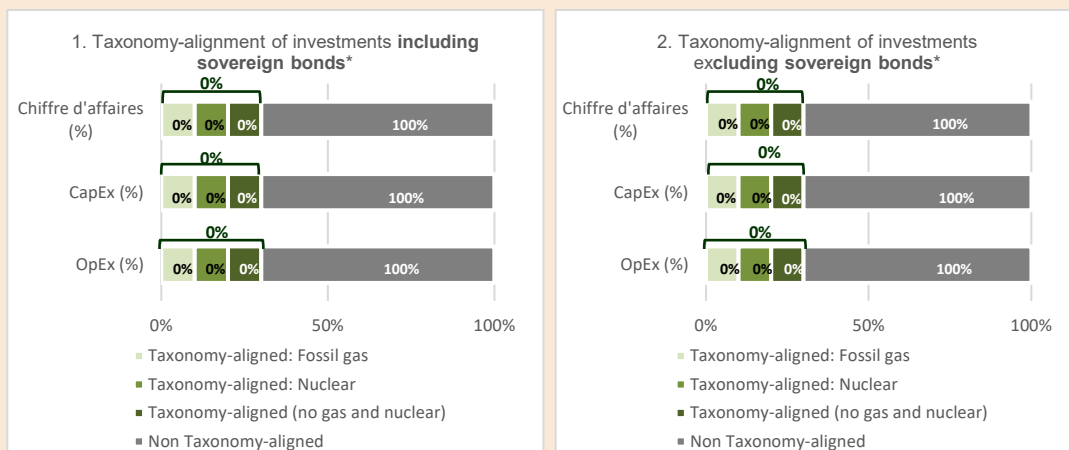
Compliance of the Sub-Fund with the requirements of the EU Taxonomy was not subject to assurance provided by an external auditor.

The Sub-Fund had an exposure of 14.99% to sovereign issuers. The reason for these sovereign exposures is related to risk and diversification considerations. For these sovereign exposures, it was not possible to assess the extent to which they contribute to environmentally sustainable economic activities.

● **Did the financial product invest in fossil gas and/or nuclear energy related activities complying with the EU Taxonomy¹?**

- Yes
 - In fossil gas
 - In nuclear energy
- No

The graphs below show in green the percentage of investments that were aligned with the EU Taxonomy. As there is no appropriate methodology to determine the taxonomy-alignment of sovereign bonds*, the first graph shows the Taxonomy alignment in relation to all the investments of the financial product including sovereign bonds, while the second graph shows the Taxonomy alignment only in relation to the investments of the financial product other than sovereign bonds.



This graph represents 85.01% of the total investments

* For the purpose of these graphs, 'sovereign bonds' consist of all sovereign exposures.

Taxonomy-aligned activities are expressed as a share of:

- **turnover** reflecting the share of revenue from green activities of investee companies.
- **capital expenditure** (CapEx) showing the green investments made by investee companies, e.g. for a transition to a green economy.
- **operational expenditure** (OpEx) reflecting green operational activities of investee companies.

¹ Fossil gas and/or nuclear related activities will only comply with the EU Taxonomy where they contribute to limiting climate change ("climate change mitigation") and do not significantly harm any EU Taxonomy objective - see explanatory note in the left hand margin. The full criteria for fossil gas and nuclear energy economic activities that comply with the EU Taxonomy are laid down in Commission Delegated Regulation (EU) 2022/1214.

● **What was the share of investments made in transitional and enabling activities?**


The share of investments made in transitional activities during the reference period was 0%.

The share of investments made in enabling activities during the reference period was 0%.

Figures below 0.50% have been rounded to 0%.

● **How did the percentage of investments that were aligned with the EU Taxonomy compare with previous reference periods?**

2022	2023
0 %	0 %

 are sustainable investments with an environmental objective that **do not take into account the criteria** for environmentally sustainable economic activities under Regulation (EU) 2020/852



What was the share of sustainable investments with an environmental objective not aligned with the EU Taxonomy?

The share of sustainable investments with an environmental target that are not aligned with the EU taxonomy was 13.92% (compared to 15.51% in 2022).

Where investments were made in funds, the percentages of sustainable investments and its subcategories, “Taxonomy-aligned”, “Other environmental” and “Social” disclosed by these funds were used in the calculations. Where such disclosures were not yet available at the time this document was created, the minimum commitment that these funds disclosed in their pre-contractual disclosures was used as a conservative estimation to calculate the Sub-Fund’s asset allocation percentages. Where funds did not disclose any minimum commitments a percentage of 0 was assumed for the respective categories. Since for some funds the only information available was on the percentage of overall sustainable investments but not on its sub-categories, the sum of the sub-categories is lower than the percentage of overall sustainable investments.

The Sub-Fund made sustainable investments in economic activities that are not aligned with the taxonomy as the Sub-Fund aimed to make sustainable investments related to environmental objectives without specifically striving to make investments aligned with the EU taxonomy.



What was the share of socially sustainable investments?

The share of sustainable investments with a social objective was 19.95% (compared to 11.26% in 2022).

Where investments were made in funds, the percentages of sustainable investments and its subcategories, “Taxonomy-aligned”, “Other environmental” and “Social” disclosed by these funds were used in the calculations. Where such disclosures were not yet available at the time this document was created, the minimum commitment that these funds disclosed in their pre-contractual disclosures was used as a conservative estimation to calculate the Sub-Fund’s asset allocation percentages. Where funds did not disclose any minimum commitments a percentage of 0 was assumed for the respective categories. Since for some funds the only information available was on the percentage of overall sustainable investments but not on its sub-categories, the sum of the sub-categories is lower than the percentage of overall sustainable investments.



What investments were included under “other”, what was their purpose and were there any minimum environmental or social safeguards?

Investments included in the "#2 Other" category, i.e. 3.54% (compared to 9.12% in 2022), were related to ancillary cash. They also included funds held for diversification purposes (including ETCs and ETFs) that were not aligned with the environmental and social characteristics of the Sub-Fund. For example, funds with a strategy to invest in sovereign bonds comply under Article 6 of the SFDR and ETC fall into this category. There were no minimum environmental or social safeguards for these investments.



What actions have been taken to meet the environmental and/or social characteristics during the reference period?

When the Sub-Fund invested in individual lines, companies had to adhere to good governance practices. This was assessed at the level of each company, for which the Sub-Fund used specialized external data and research. When the Sub-Fund invested in funds, those funds should have, to the extent possible and feasible, a policy of evaluating and ensuring good governance practices. Where this was not the case, the companies in which these funds invested were analyzed.

The actions taken during the reporting period were as follows:

- Single lines were selected and checked for alignment with the environmental and social characteristics of the Sub-Fund;
- Funds were selected based on their alignment with the environmental and social characteristics of the Sub-Fund and engagements with fund managers took place to monitor their adherence to their funds' policies;
- In addition, for individual lines, commitments were made in areas, directly and indirectly, related to the environmental and social characteristics of the financial product, such as climate change, human rights and labour rights.



How did this financial product perform compared to the reference benchmark?

Not applicable.

- **How does the reference benchmark differ from a broad market index?**
Not applicable.
- **How did this financial product perform with regard to the sustainability indicators to determine the alignment of the reference benchmark with the environmental or social characteristics promoted?**
Not applicable.
- **How did this financial product perform compared with the reference benchmark?**
Not applicable.
- **How did this financial product perform compared with the broad market index?**
Not applicable.

Reference benchmarks are indexes to measure whether the financial product attains the environmental or social characteristics that they promote.